



# Measuring well-governed migration The 2016 Migration Governance Index

*Collecting and using migration-*



## Specific references

**4.b**  
SCHOLARSHIPS  
(STUDENT  
MOBILITY)

**5.2**  
TRAFFICKING  
(FOCUS ON  
WOMEN AND  
GIRLS)

**8.7**  
TRAFFICKING  
**8.8** MIGRANT  
WORKER  
RIGHTS  
(ESP. WOMEN  
MIGRANTS)

**10.7 WELL-  
MANAGED  
MIGRATION  
POLICIES**  
**10.c** REMITTANCES

**16.2**  
TRAFFICKING

**17.16** GLOBAL  
PARTNERSHIP  
**17.17** PUBLIC, PRIVATE  
AND CS PARTNERSHIPS  
**17.18** DATA  
DISAGGREGATION  
(INCLUDING BY  
MIGRATORY STATUS)

## Other entry points

**1.5** RESILIENCE  
TO CLIMATE  
EVENTS AND  
SOCIO  
ECONOMIC  
SHOCKS

**13.1-3**  
RESILIENCE TO  
CLIMATE  
HAZARDS AND  
NATURAL  
DISASTERS

**11.5** REDUCE DEATHS AND  
NUMBER OF PEOPLE  
AFFECTED AND ECONOMIC  
LOSSES CAUSED BY  
DISASTERS  
**11.B** CITIES IMPLEMENTING  
INTEGRATED POLICIES

Core Principles & Objectives

1. Socioeconomic well-being of migrants and society.

2. Effective responses to the mobility dimensions of crises.

3. Safe, orderly and dignified pathways.

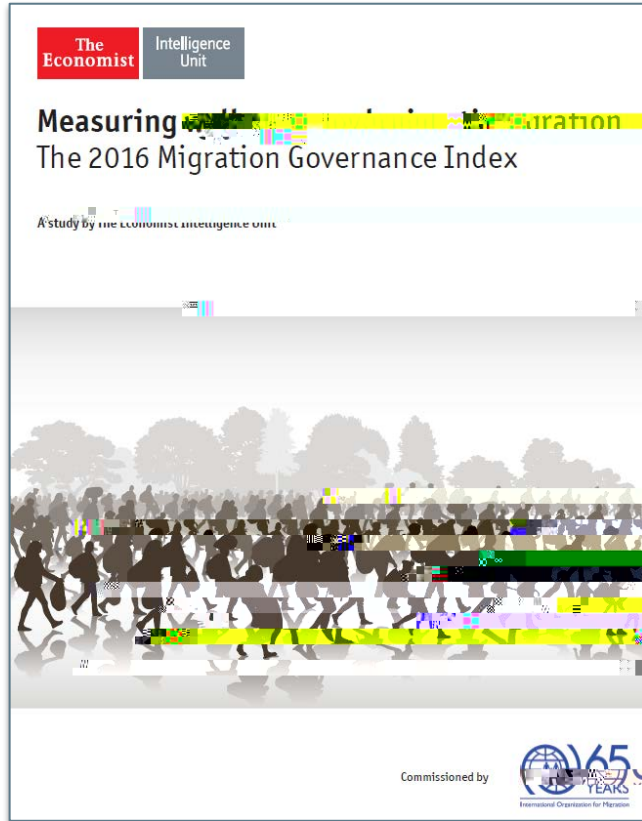
# Measuring *well-managed* migration policies

**Target 10.7:** Facilitate orderly, safe, regular and responsible migration and mobility of people, including through the implementation of planned and well-managed migration policies.

**Indicator 10.7.2: Number of countries that have implemented well-managed migration policies**  
(IOM and UN DESA as possible custodian agencies)

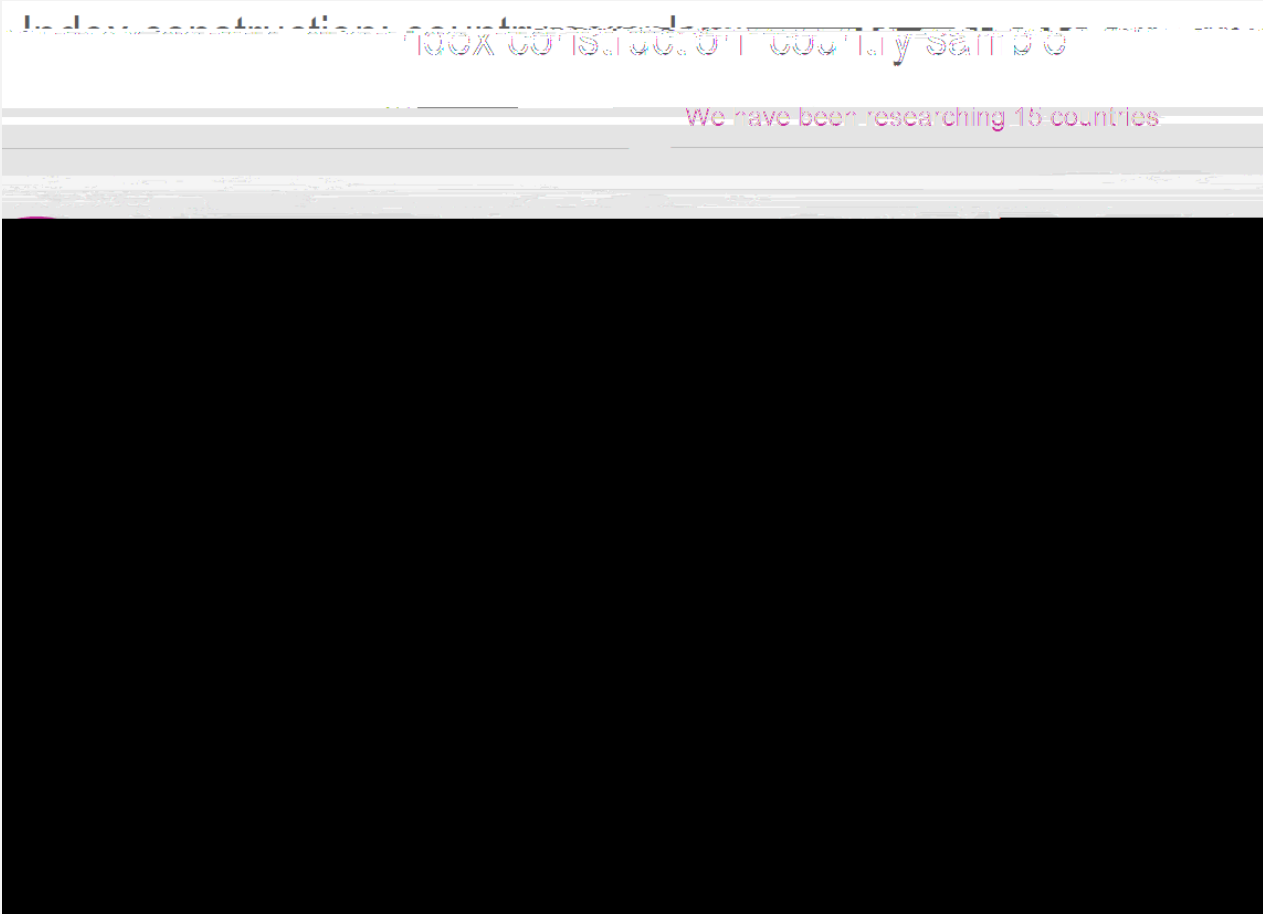
- Based on working definition from IOM's 2015 Migration Governance Framework (MGOF):
  1. Institutional capacity and policy
  2. Migrant rights and integration
  3. Safe and orderly migration
  4. Labour migration and recruitment costs
  5. International cooperation and partnerships
  6. Humanitarian crises and migration policy
- And existing instrument: UN Inquiry among governments on Population and Development

# Measuring *well-managed* migration policies: The Migration Governance Index (MGI)



- Commissioned by IOM | implemented by the Economist Intelligence Unit (EIU)
- Aim evaluation of country-specific migration governance structures
- 1st phase: 15 pilot countries
- Note
  -
- Available at [gmdacioint/migration-governance-index-mgi](http://gmdacioint/migration-governance-index-mgi)

# MG – pilot phase




Index construction country sample

We have been researching 15 countries

# The MCI model framework

G. W. K. ... a. G. W. K.

5 domains  
23 indicators



- A government migration strategy
- Data gathering and information availability
- Rights to basic social services and social security
- Rights to long-term residency and pathway to citizenship
- Border control and dy <<MCQ 105



# MG – pilot phase (4)

## Example of results

### Ghana

Click domain to show/hide the underlying indicators

◆ Ghana    ◇ All countries

NASCENT    EMERGING    DEVELOPED    MATURE

Developed

1) INSTITUTIONAL CAPACITY

Emerging

2) MIGRANT RIGHTS

MIGRATION MANAGEMENT

Nascent

4) LABOUR

LAND INTERNATIONAL COOPERATION AND OTHER PARTNERSHIPS

Developing

5) REGIONAL

# MG – pilot phase (5)

## Key findings

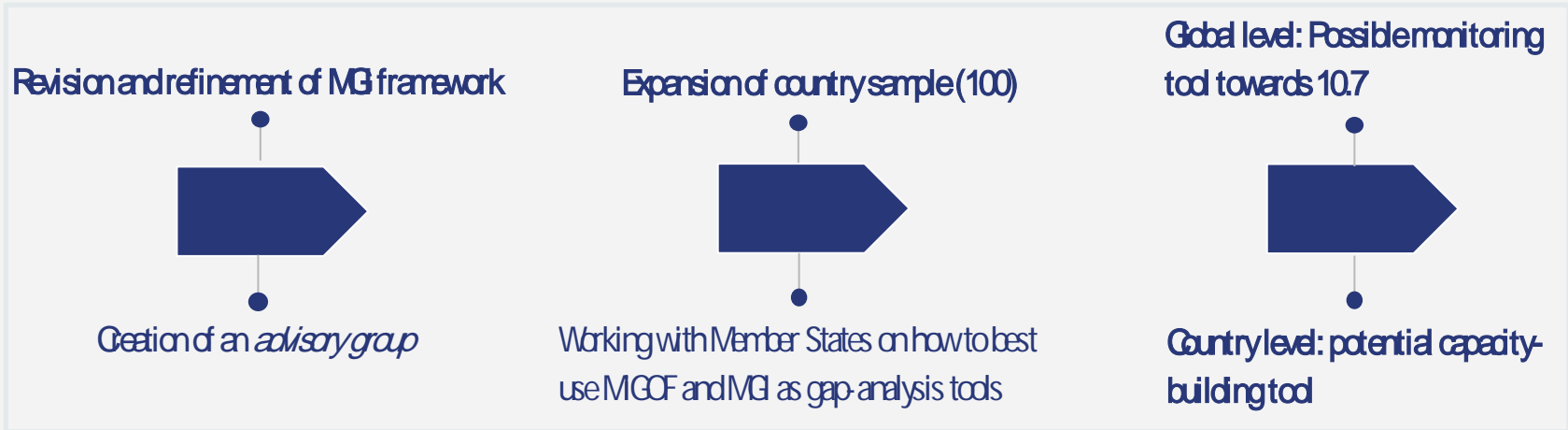
Factors which contribute to comprehensive migration policy:

- **A lead government agency**  
which streamlines migration into all relevant policy areas (Canada, Costa Rica)
- **Transparency**  
across all domains of migration governance  
(e.g. having clear information about laws and publicly available data (South Korea, Sweden))
- **Bilateral/ Regional/ International collaboration**  
on issues such as work visas and repatriation (The Philippines, Italy)

# Ways forward

## 1. MG 'Phase 2'

(pending funding, over the next 2 years)



## 2. Finalizing methodology based on MGF and UN Inquiry

## 3. Monitoring migrant well-being, e.g. via the Gallup World Poll (from policy “input” to “outcomes”)

